

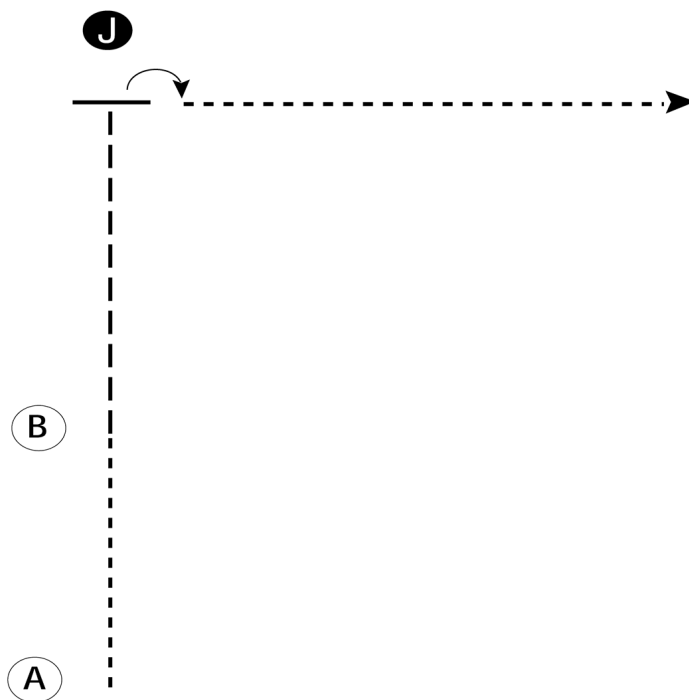
PGHA Performance Show

Western Showmanship (Walk, W/T and Beginner)

Show Date: 10-02-2021

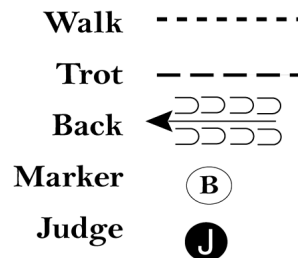
w w w . H o r s e S h o w P a t t e r n s . c o m

w w w . H o r s e S h o w P a t t e r n s . c o m



Be ready at A.

1. Walk from A to B.
2. Trot from B to the judge.
3. Stop and set up for inspection.
4. When dismissed, turn 90 degrees.
5. Walk away from judge and follow the instructions of your ring steward.



[S/WT-9]

Pattern Provided by:

Randi Hopkins

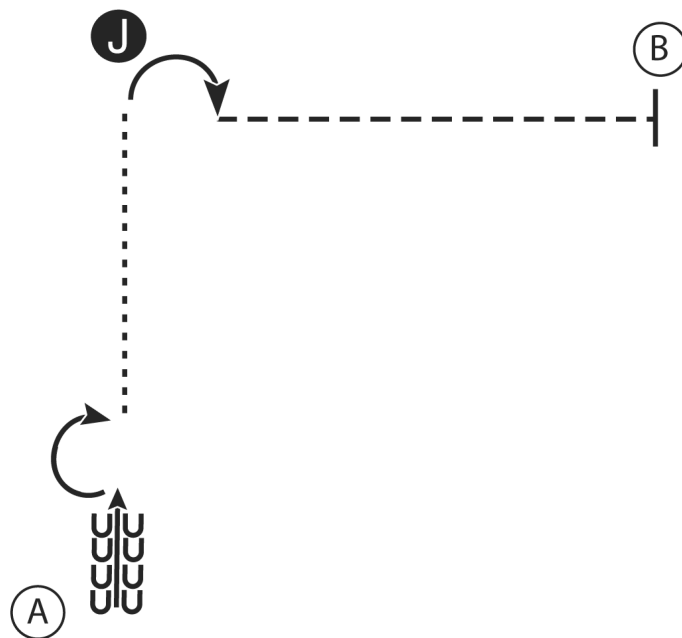
PGHA Performance Show

Western Showmanship (Senior)

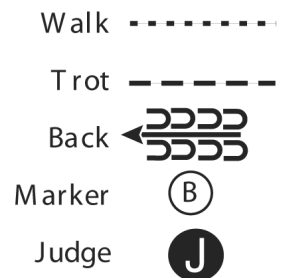
Show Date: 10-02-2021

w w w . H o r s e S h o w P a t t e r n s . c o m

w w w . H o r s e S h o w P a t t e r n s . c o m



1. Back 4 steps at A
2. Perform a 180 degree turn
3. Walk to the judge and set up for inspection
4. When dismissed perform a 90 degree turn and trot to B
5. Stop at B



[S/1-2]

Pattern Provided by:

Randi Hopkins

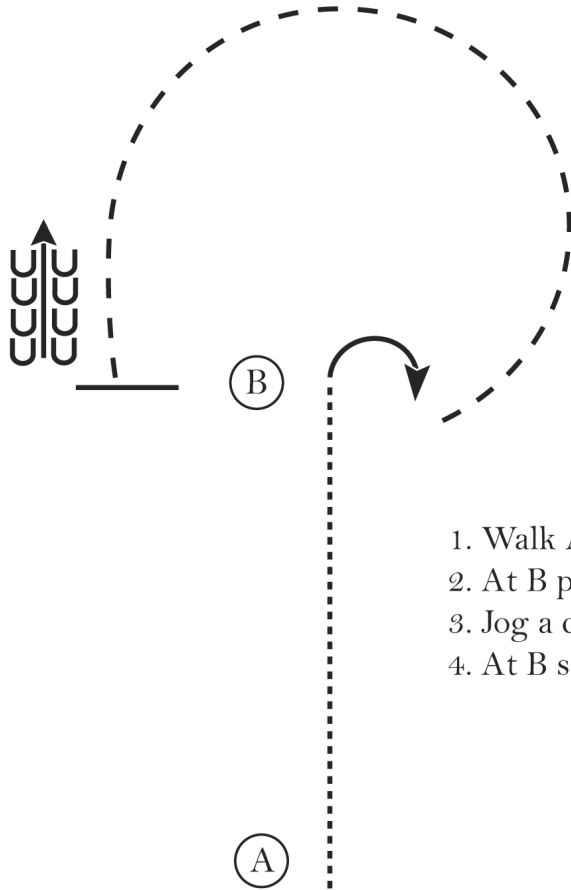
PGHA Performance Show

Horsemanship (Walk, W/T)

Show Date: 10-02-2021

w w w . H o r s e S h o w P a t t e r n s . c o m

w w w . H o r s e S h o w P a t t e r n s . c o m



1. Walk A to B
2. At B perform a 90 degree turn to the right
3. Jog a circle around B
4. At B stop and back 4 steps

Walk
Jog	-----
Extended Jog	-----
Lope	—————
Leg Yield	
Lead Change	↙
Back	← C C C
Marker	Ⓚ
Sidepass	← ←

[WH/WT-7]

Pattern Provided by:

Randi Hopkins

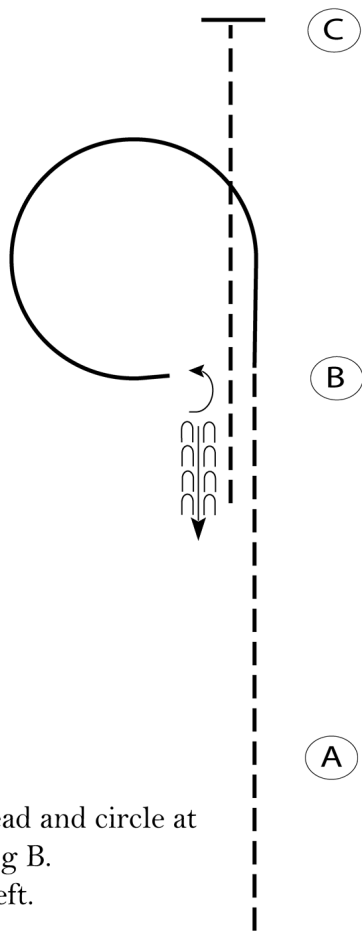
PGHA Performance Show

Horsemanship (Junior and Senior)

Show Date: 10-02-2021

w w w . H o r s e S h o w P a t t e r n s . c o m

w w w . H o r s e S h o w P a t t e r n s . c o m



Begin before A at a jog.

1. Jog from A to B.
2. At B, lope on the left lead and circle at B as shown. Stop facing B.
3. Turn 1/4 turn to the left.
4. Back one horse length.
5. Jog to C. Stop at C.

Follow the instructions of your ring steward.

Walk	-----
Jog	- - - - -
Extended Jog	— — — —
Lope	—————
Leg Yield	
Lead Change	— / —
Back	← E E E E ← E E E E
Marker	(B)
Sidepass	← — — — — →

[WH/1-17]

Pattern Provided by:

Randi Hopkins

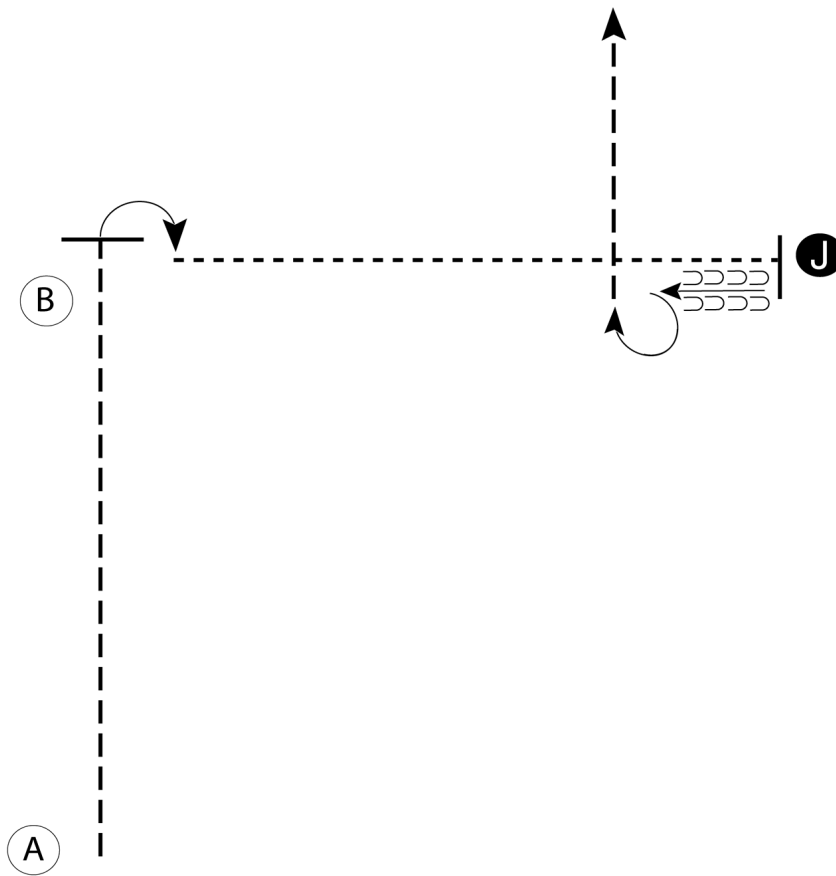
PGHA Performance Show

English Showmanship (Senior)


Show Date: 10-02-2021

w w w . H o r s e S h o w P a t t e r n s . c o m

w w w . H o r s e S h o w P a t t e r n s . c o m



1. Begin at A. Trot from A past B
2. Stop and perform a 90 degree turn
3. Walk to the Judge, stop and set up for inspection
4. When dismissed back one horse length and perform a 270 degree turn
5. Trot to the line-up

Walk	-----
Trot	- - - - -
Back	← 
Marker	⊙ B
Judge	● J

[S/1-14]

Pattern Provided by:

Randi Hopkins

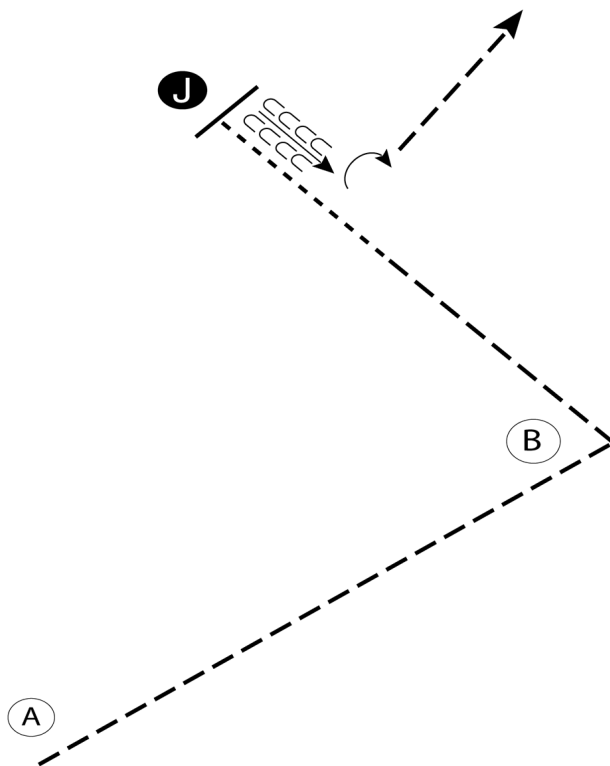
PGHA Performance Show

English Showmanship (Beginner, Junior)

Show Date: 10-02-2021

w w w . H o r s e S h o w P a t t e r n s . c o m

w w w . H o r s e S h o w P a t t e r n s . c o m



Be ready at A.

1. Trot to and around B and halfway to judge.
2. Walk to judge.
3. Stop and set up for inspection.
4. When dismissed back one horse length.
5. Perform a 90 degree turn and trot to the line-up.

Follow the instructions of your ring steward.

- Walk -----
- Trot - - - - -
- Back ←
- Marker (B)
- Judge (J)

[SWT-27]

Pattern Provided by:
Randi Hopkins

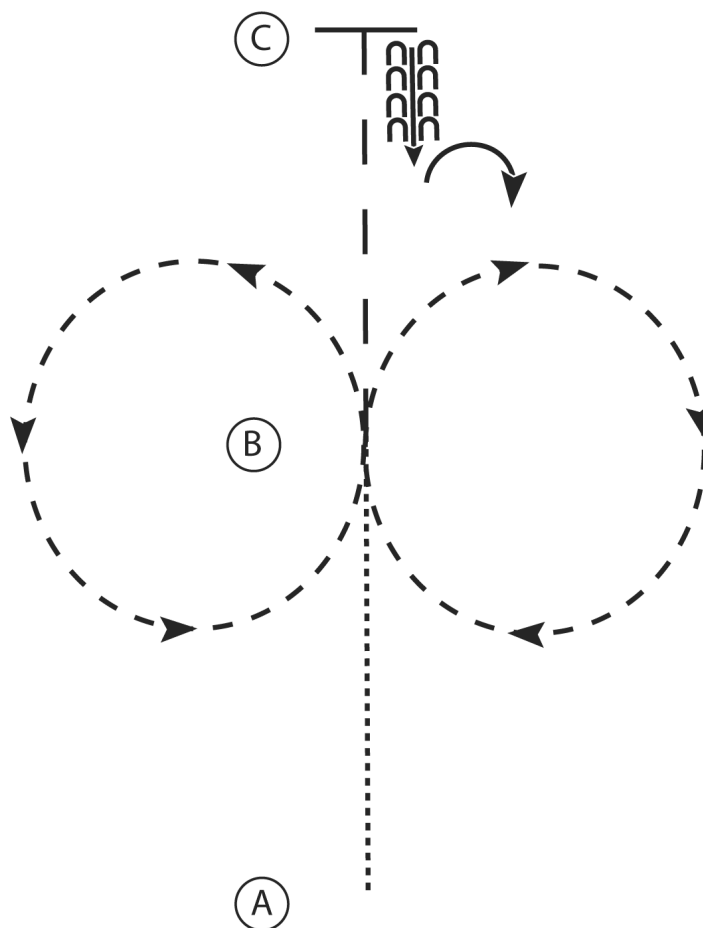
PGHA Performance Show

English Equitation (Walk Trot)

Show Date: 10-02-2021

w w w . H o r s e S h o w P a t t e r n s . c o m

w w w . H o r s e S h o w P a t t e r n s . c o m



1. Walk A to B
2. Sitting trot circle to the right
3. Posting trot circle to the left
4. At B extend the trot to C
5. Stop at C and back 4 steps
6. Perform a 90 degree turn to the right

Walk
Trot	-----
Extended Trot	-----
Canter	—————
Leg Yield	
Lead Change	↘
Back	←←←←
Marker	(B)
Sidepass	←←←←

[HSE/WT-1]

Pattern Provided by:

Randi Hopkins

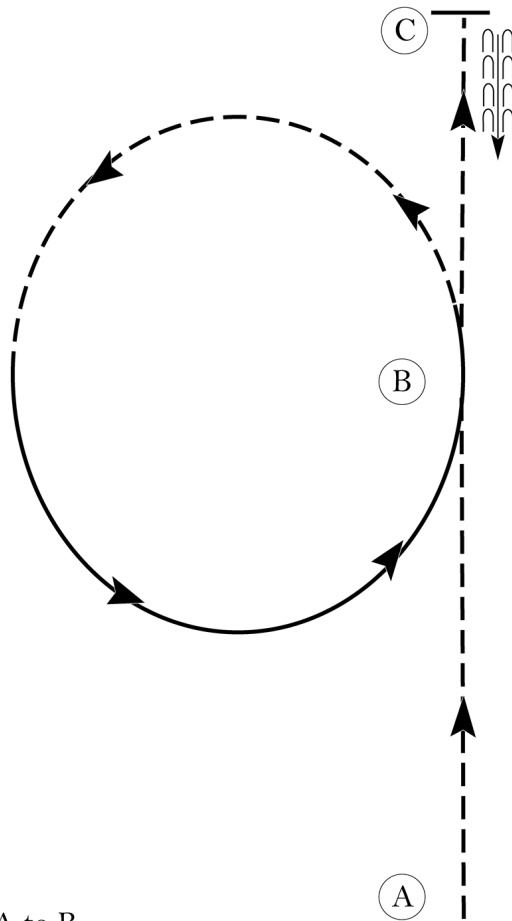
PGHA Performance Show

English Equitation (Junior and Senior)

Show Date: 10-02-2021

w w w . H o r s e S h o w P a t t e r n s . c o m

w w w . H o r s e S h o w P a t t e r n s . c o m



1. Sitting trot A to B
2. At B posting trot a half circle to the left on the right diagonal.
3. Canter on the left lead back to B.
4. Sitting trot to C.
5. Stop at C and back approximately one horse length.

Exit at a sitting trot.

Walk	-----
Trot	- - - - -
Extended Trot	—————
Canter	—————
Leg Yield	
Lead Change	—/—
Back	←←←←←
Marker	(B)
Sidepass	←——→
Hand Gallop	—————

[HSE/1-21]

Pattern Provided by:
Randi Hopkins